



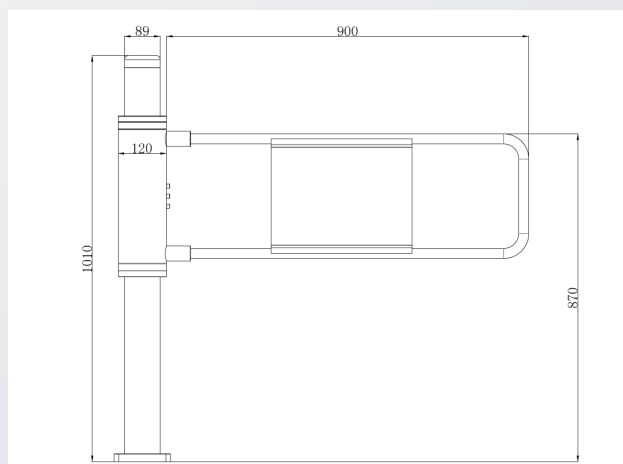
Speed Gate

ID EMERGENCY

MECHANICAL EMERGENCY DOOR



DIMENSIONEN



TECHNICAL DATA

SPECIFICATIONS

Dimensions of Railing	989 x 89 x 1010mm (L x B x H)
Material	Stainless Steel (304)
Passage width	900mm
Working Environment	Indoor Use